



CERAMIC
INDUSTRIAL SPARE PARTS

 **PERFECT**
international

COMPANY GUIDELINE



We are only for customer satisfaction, our success is only when our customer get satisfaction with our service.. here we deals all type's of ceramic consumable items & machinery spare parts.

We and our staff does hard and much hard work to give a best thing to our customer and try it much better as much as possible...

Here are we given the product which are we supplies to ceramic industry and we hope that u completely guide for our all type of ceramic product. let's know for our product detail in this catalogue....

PRODUCT CATALOGUE

2017



POLISHING HEAD DEVICE



ALL TYPE COPPER BUSH



DRIVEN SWING ROD



PRESS COVER



DRIVE & DRIVEN ROLLER
PIN SET



RUBBER PAD & SPRING PAD



MID SHAFT



MID GEAR



DRIVE GEAR



POLISHING HEAD DEVICE



DRIVEN GEAR



INNER/OUTER SEPARATING SLEEVE
SMALL/BIG INSERTING SLEEVE



SPHERE & LOCK
SCREW



ALL TYPE ADJUSTING PAD



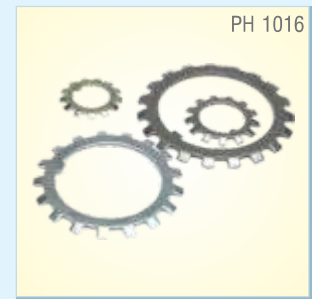
PAD



SCREW PLUG



COLUMN PIN 8x26



ALL TYPE LOCK WASHER

POLISHING HEAD DEVICE



PH 1017

FLAT KEY



PH 1018

JOINT BEARING



PH 1019

SHAFT SLEEVE



PH 1020

SHAFT COUPLING



PH 1021

HEAD SHAFT



PH 1022

ALL TYPE ROUND NUT



PH 1023

PRESS COVER




PH 1024-25

HEAD & WATER PROOF COVER



POLISHING HEAD DEVICE



INSERTING SLEEVE



FIXING COVER



NEEDLE BEARING



OIL WAY OUTER & JOINT



COVER



HEAD BASE



SMALL BEARING BASE



DRIVE SWING ROD

POLISHING HEAD DEVICE



PH 1034

CAM



PH 1035

SWING ROD SHAFT



PH 1036

ABRASIVE HOLDER



SQUARING HEAD DEVICE



SH 2037

SQUARING HEAD SHAFT



SH 2038

CONNECTING FLANGE



SH 2039

CONNECTING CAP



SH 2040

ADJUSTING WORM ROD



SH 2041

ADJUSTING ROD



SH 2042

ADJUSTING HAND WHEEL



SH 2043

END COVER



SH 2044

END COVER (2)

SQUARING HEAD DEVICE



SH 2045

SEPARATING SLEEVE



SH 2046

END COVER (2) ALLOY



SH 2047

END COVER (1) ALLOY



SH 2048

DUST PROOF COVER
3 Pcs. SET OF PRESS PLATE



SH 2049

NYLON CONNECTING SLEEVE



SH 2050

SEMI SHAFT COUPLER



SH 2051

SUPPORTING SLEEVE



SH 2052

NEW MODEL HEAD BASE



SQUARING HEAD DEVICE



HEAD BASE



SUPPORTING SLEEVE



HEAD SHAFT COUPLER



ADJUSTING WORM WHEEL



SHAFT CONNECTING JOINT



DUST PROOF COVER




WATER PROOF COVER



HEAD

CALIBRATION DEVICE



WATER DISC



BEARING HOLDER COVER



BEARING HOLDER COVER



RIGHT & LEFT DISC



BEARING HOLDER COVER



FRONT DISC



SLIDE SHAFT



PRESS COVER



CALIBRATION DEVICE



CD 3069

INTERIOR SEPRATING SLEEVE



CD 3070

SLEEVE



CD 3071

BELT WHEEL (DRIVEN)



CD 3072

POSITIONING SLEEVE



CD 3073

LOCKING SLEEVE



CD 3074

MOVABLE BEARING BASE



CD 3075

CALIBRATION MOTOR PULLEY



CD 3076

CALIBRATION SQUARE PLATE

CALIBRATION DEVICE



SUPPORT BOARD (1)



SUPPORT BOARD (2)



MAIN SHAFT



SHAFT SLEEVE



FLANGE DISC



PRESS COVER



SCREW ROD BASE



EXT. SEPARATING SLEEVE



CALIBRATION DEVICE



SCREW ROD



THREAD ROD NUT



ROLLER SHAFT

HEAD UPPER SECTION DEVICE



HU 4088

DRIVE COVER SUBASSEMBLY



HU 4089

HEAD UNIT MAIN SHAFT



HU 4090

HEAD CHAMBER



HU 4091

WATER LOADING FLANGE PIPE



HU 4092

BEARING SEPRATING SLEEVE



HU 4093

JACKET



HU 4094

LOWER & COVER 12 mm HOLE



HU 4095

UPPER & COVER 8 mm HOLE



HEAD UPPER SECTION DEVICE



PRESS COVER



UPPER PRESSURE PLATE



SHAFT SLEEVE PLAIN



BLOCKING RING



INSERTING SLEEVE



GUNMETAL BUSS SET




SMALL POLY BELT WHEEL



SMALL & BIG FIX BLOCK

HEAD UPPER SECTION DEVICE



DUST PROOF COVER



CONNECTING SLEEVE



SHAFT SHOULDER
BLOCKING RING



DRIVE SLEEVE HAT



BEARING BASE



COUplet NARROW V-BELT



MAIN DRIVE ASSEMBLY



COVER PLATE



GEAR 95 TEETH



DRIVE & DRIVEN
SLEEVE FOR NEW MODEL



UPPER & LOWER DRIVE SHAFT



BELT PULLEY 38 TEETH x 75/100 mm



BREATHER CAP



RIDING WHEEL 75/100 mm



RIDING WHEEL SHAFT

MAIN DRIVE ASSEMBLY



OUTER SEPRATING SLEEVE



RIDING WHEEL COVER



UPPER 75 mm & 100
LOWER MOVABLE WHEEL



MOVABLE WHEEL CAP



TRANSITION BELT WHEEL



POSITIONING COVER



TRANSITION PULLEY SHAFT



BASE PLATE 270 & 225 mm



MAIN DRIVE ASSEMBLY



MD 5126

BASE PLATE
490 & 1000 mm



MD 5127

RUBBER, SPRING &
GUIDE POST



MD 5128

DRIVE & DRIVEN
HOLLOW SLEEVE



MD 5129

SUPPORT WHEEL
150 mm



MD 5130

UPPER WHEEL 220 mm ASSEMBLY



MD 5131

SUPPORT PLATE



MD 5132

MOVABLE WHEEL 150 mm



MD 5133

BELT WHEEL 38 TEETH x 100/150 mm

MAIN DRIVE ASSEMBLY



LOWER MOVABLE
WHEEL SHAFT



UPPER MOVABLE SHAFT



BEARING & COVER



DRIVE BEARING BASE



GEAR CARE



JIB SUPPORT



JS 6139

CYLINDER SUPPORT SHAFT



JS 6140-41

PRESS BEAM SHAFT
WITH & WITHOUT THREAD



JS 6142

PRESS COVER



JS 6143

JIB PRESS PLATE



JS 6144-45-46

SYLINDER MOVABLE JOINT & PIN



JS 6147

OUTER SEPRATING SLEEVE



JS 6148

LEFT & RIGHT JIB



JS 6149

LEFT & RIGHT SUPPORT PLATE

OSHILATION DEVICE



SEMI RING



HALF COUPLING



GEAR FOR RANK



SHAFT SLEEVE



OSHILATION END COVER



FLANGE



OSHI. BUSH PLAIN TYPE H&G



OSHI. BUSH CUT TYPE H&G



OSHILATION & OTHER DEVICE



OSHILATION SHAFT



SUPPORTING PLATE 1460 mm
CROSS BEAM PLATE 920 mm



STRAIGHT LINE ROLLER




CERAMIC BASE PLATE



WATER SUCKING ROD



SAW BLADE



SAW BLADE

CENTRING & TURNING



CT 7150

CONNECTING SHAFT



CT 7151

SWING GEAR - 22 TEETH
WITH SHAFT



CT 7152

PRESS WHEEL



CT 7153

IGUS BEARING



CT 7154

NEW MODEL SWING GEAR




CT 7155

COVER BOARD



CT 7156

NEW M.PRESS WHEEL




CT 7157

NEW M. SWING GEAR SHAFT



CENTRING & TURNING



CONNECTING SHAFT



CENTERING SHAFT



CENTERING PU WHEEL

COMING SOON...
ALL TYPE OF PRESS SPARE PARTS...




OUR PRODUCTS




DRY SQUARING WHEEL



WET SQUARING WHEEL



CERAMIC ROLLER



ABRASIVE



SILICON TUBE



NANO PAD



PEBBLES



GEAR BOX



📍 2nd Floor, Shiv Shakti Chamber
Near SBI Bank, 8-a National Highway, Morbi-2
✉ perfectinternational06@gmail.com
☎ +91 90997 90907, +91 99137 03222
📞 +91 85 1111 3222